



To Our Valued Customers:

May 1, 2009

ENWIN's mission is to provide safe and reliable electricity at just and reasonable rates.

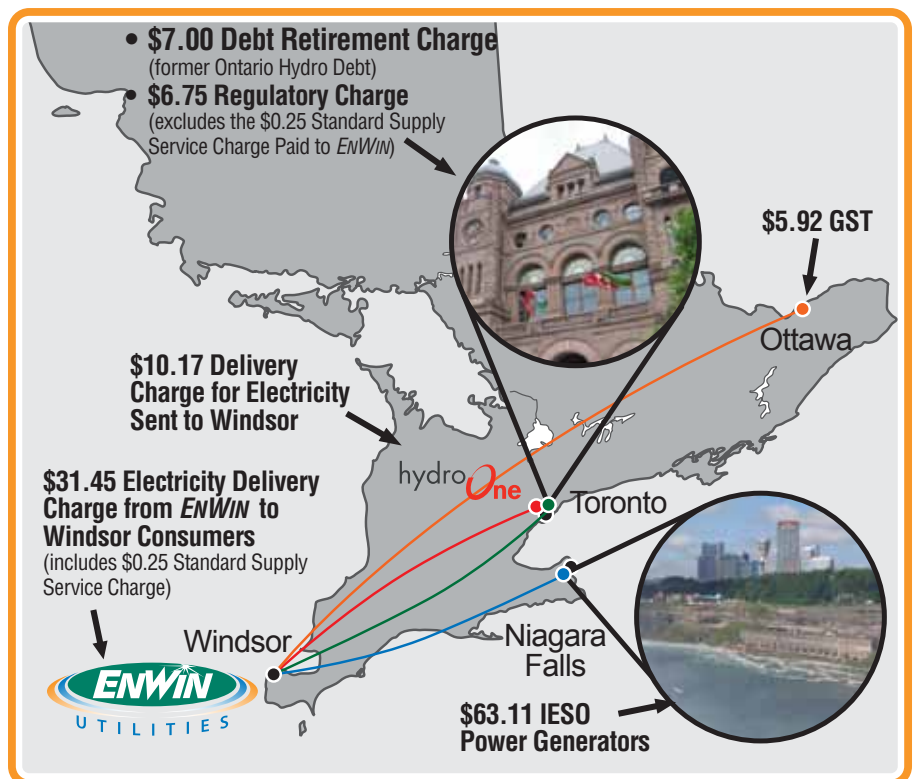
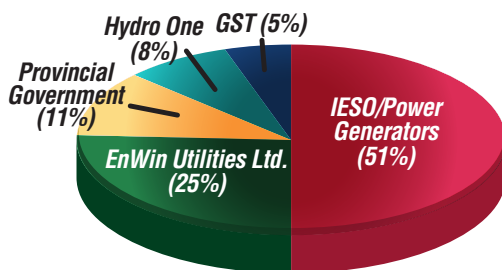
When **ENWIN** filed a cost of service rate application with the OEB (Ontario Energy Board) in summer 2008, we felt that it was justified and reasonable. However, given the current economic climate in Windsor, ENWIN felt it was important to balance the needs of maintaining a robust distribution system while minimizing bill impact to our customers.

We met with various consumer interest groups (intervenors), and together with the OEB, we deliberated as to what just and reasonable rates should be for Windsor during these tough economic times. We reached a settlement on distribution rates that has subsequently been endorsed by the OEB.

Effective May 1, 2009, the average summer residential bill for customers using 1,000 kWh per month will be \$124.40, with the following breakdown of what constitutes the costs and where those monies are remitted to.

IESO/Power Generators	\$63.11
EnWin Utilities Ltd.	\$31.45
Provincial Government	\$13.75
Hydro One	\$10.17
GST	\$5.92
TOTAL	\$124.40

Only \$31.45 (25%) of the total \$124.40 monthly EnWin bill for summer 2009 remains in Windsor.



Of the \$31.45 that **ENWIN** receives from your monthly payment:

- \$13.15 is for operating expenses
- \$12.82 is for capital investments (wires, poles, transformers, underground vaults, etc.)
- \$3.60 is for interest payments
- \$1.88 is for income taxes payable to the provincial government

This information is available at EnWin.com as well as our Ouellette Avenue information centre in the front lobby.

YEAR-OVER-YEAR MONTHLY ELECTRICITY CHARGES WILL INCREASE BY \$10.26

Based on Summer 2009 Average Residential Consumption of 1,000 kWh per month

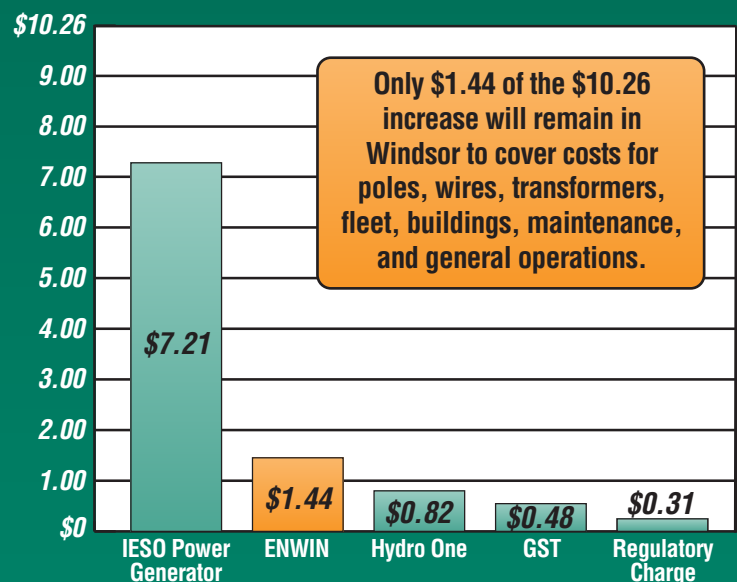
Electricity Charges	2008	2009	Variance	
			\$	%
Electricity (IESO Power Generators)	\$ 55.90	\$ 63.11	\$ 7.21	12.9%
Distribution + SSC (EnWin)	\$ 30.01	\$ 31.45	\$ 1.44	4.8%
Transmission Charges (Hydro One)	\$ 9.35	\$ 10.17	\$ 0.82	8.8%
Debt Retirement (Ontario Gov't)	\$ 7.00	\$ 7.00	\$ -	0.0%
Regulatory Charge (Ontario Gov't)	\$ 6.44	\$ 6.75	\$ 0.31	4.8%
GST (Federal Gov't)	\$ 5.44	\$ 5.92	\$ 0.48	8.8%
TOTAL INCREASE	\$ 114.14	\$ 124.40	\$ 10.26	9.0%

Visit ENWIN.com for a complete line-by-line example of how your electricity bill is calculated.

While rate increases are challenging at the best of times, it's important to note that the new 2009/2010 bill is LESS than what residential customers paid in 2006 for using 1,000 kWh of electricity per month.

YEAR	ACTUAL SUMMER BILL	ENWIN's Distribution Charge
2006	\$ 128.35	\$ 31.91
2007	\$ 124.00	\$ 34.13
2008	\$ 114.14	\$ 30.01
2009	\$ 124.40	\$ 31.45

ENWIN'S 2009 DISTRIBUTION RATE INCREASE OF \$1.44 EQUATES TO 1.26% INCREASE OVER THE 2008 TOTAL BILL.



When it comes to your electricity... **ENWIN** keeps your lights on! But when it comes to POWER – **ENWIN** wants to make sure it stays in YOUR hands! The bottom line: **ENWIN** is at your service. We want the same thing you do – as much cost control as possible and for YOU to stay informed – because **ENWIN** is On YOUR Side!

“**ENWIN** – on YOUR Side,” is our new program for 2009, designed to help keep customers informed about using electricity safely and wisely. Listen to AM800CKLW and/or visit www.enwin.com for weekly tips and messages.